

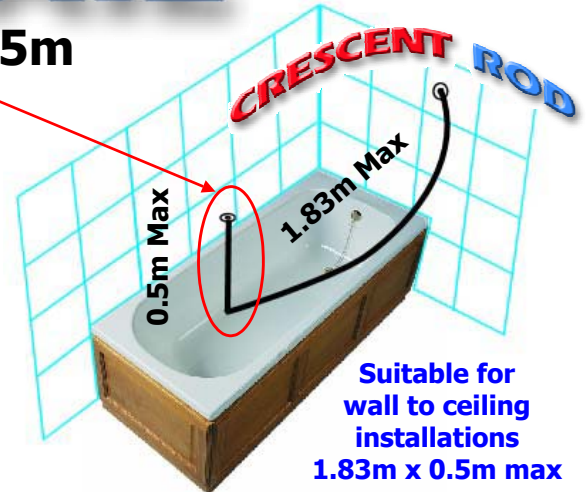
SHOWER RAIL

Available from
www.byretech.com

Crescent Rod Ceiling Adapter - 0.5m


Tools required to complete the installation.

- Electric Drill with 8mm masonry drill bit 
- Suitable Hex Screwdriver 
- Masking tape to ensure tiles are not damaged when drilling 
- Stainless Steel Pipe cutter or suitable hacksaw 
- Spirit level to get rail level 
- Tape measure 

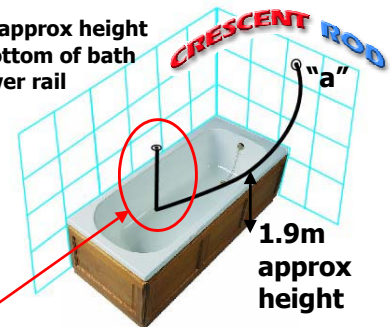


Installation instructions

- This extension piece is used in conjunction with the Crescent Rod fixing procedure and is an additional item manufactured by **Byretech Ltd**.
- Fit one end of crescent rod to wall "a" as per "Crescent Rod Instructions"
- Attach the elbow supplied to the crescent rod.
- Attach the remaining Crescent Rod fixing bracket to the vertical **Crescent Rod Ceiling Adapter**.
- Ensure the Crescent Rod is level and at the same time hold the vertical **Crescent Rod Ceiling Adapter** to the ceiling.
- As per dotted line on picture opposite measure and mark vertical rail to this line.
- using a pipe cutter or hacksaw cut the **Crescent Rod Ceiling Adapter** rail to the size you require.



- 1.9m approx height from bottom of bath to shower rail



- Tape up area with masking tape
- Mark & drill holes using an 8mm masonry drill
- Add rawplugs & fix bracket to ceiling

Slide the cut end of the **Crescent Rod Ceiling Adapter** into the elbow and tighten the allen screws with the allen key provided


- Fix masking tape to the area where you will fix the Crescent rod ceiling bracket and carefully mark and drill the holes. Add the rawplugs and fix the bracket to the ceiling.

Note. You will need an 8mm masonry drill bit to go through your ceiling.
(Note. You may need extra bracing in your ceiling space to screw into)

- Tighten all screws and allen keys to complete



- Ensure rod is level and straight
- Fix bracket and rail with fixings in kit to ceiling



Byretech Ltd
The Bathroom Water Damage Prevention specialists

CRESCENT ROD

Byretech Ltd
Unit 51 Padgets Lane, South Moons Moat,
Redditch, Worcestershire B98 0RD UK.
Phone: +44 (0) 1527 522 522 Fax: +44 (0) 1527 522 111
E-mail: info@byretech.com Web: www.byretech.com